

# DEWALT®

radial arm saws by  
*Black & Decker*  
saw right and stay tight  
as long as you own them

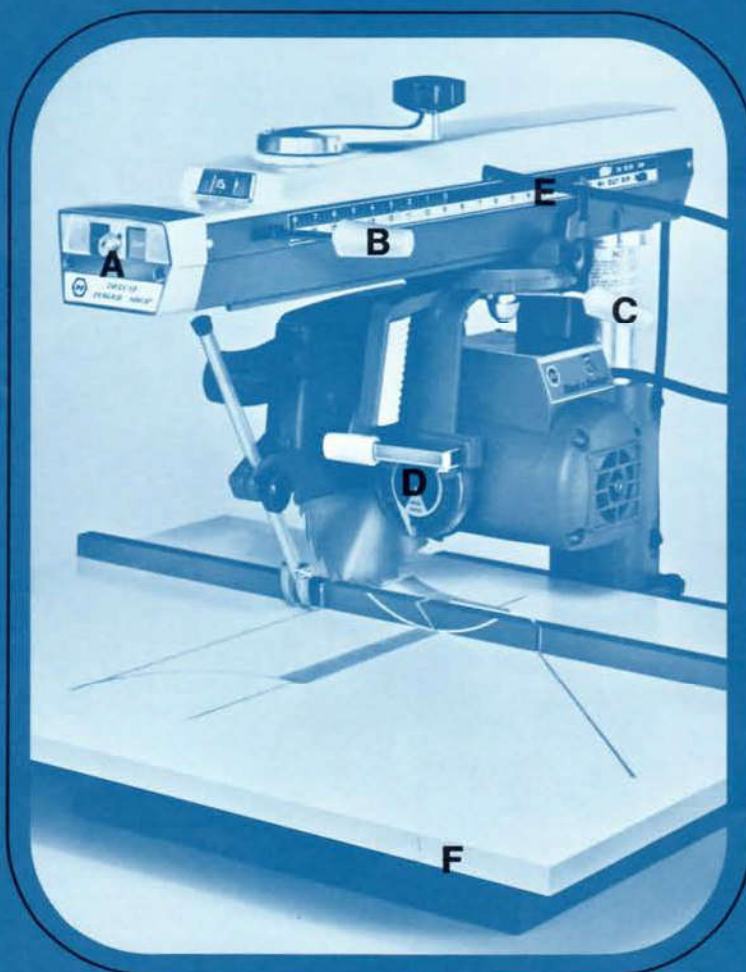


**NEW POWER SHOP WITH UP-FRONT CONTROLS** PAGE 4



## WE BUILD POWER SHOPS AND HOME SHOPS LIKE WE BUILD INDUSTRIAL SAWS

You get a big engineering bonus when you buy DeWalt. It's DeWalt's experience in building big industrial saws, precision-tooled giants that are the No. 1 saws on America's toughest jobs. DeWalt builds heavy-duty precision and toughness into Power Shops and Home Shops. In fact, many owners use these saws for light industrial work. We engineer take-up allowances into all the metal-to-metal wear areas. You won't find any of the end play and inaccuracies and sloppiness that make many saws dangerous. Power Shops and Home Shops are built of the strongest metals available. Yoke and bevel locator pins are *steel*. They ride in separate sleeve inserts, not in cast-iron. The cast-iron itself is precision machined and won't warp or get out of parallel. Over and over again, you'll find that DeWalt design is giving you better work, saving you time and money. For instance, you can convert from square cut to rip or any miter cut without raising or lowering the saw, or changing the fence position. The blade can be aligned when 90° or horizontal to the table, or at any angle in between. And DeWalts are safer. They have top elevation handles and controls. They have firm, positive locks that won't shift while cutting in 90° and 45° positions. Ask for a demonstration of a DeWalt Power Shop or Home Shop right now. Your dealer will be glad to show you . . . in action . . . how DeWalt saws right and stays tight!



### POSITIVE, FIRM LOCKS HOLD; WON'T SHIFT WHILE CUTTING

Six features that demonstrate how—"DeWalt saws right, stays tight longer than any other saw!" **A** Safer. Up-front controls. Top elevation control. Push-button switch with Safety-Key Lock. Front miter scale at eye-level for fast, accurate settings. **B** Front single miter control locks arm at any angle, gives you automatic locating at 0° and 45°. **C** Front single rip control automatically locates in-rip and out-rip positions. **D** Front single bevel control gives quick, accurate settings at 0°, 45° and 90°. **E** New Micro-Positive rip lock with dual pointers and large rip scales. **F** Front table clamps quickly release the fence for wide panel ripping.





Every Black & Decker product has been carefully inspected before shipment, and we guarantee to correct any defect caused by faulty material or workmanship. Our obligation assumed under this guarantee is limited to the replacing of any part or parts which prove to our satisfaction, upon examination, to have been defective and which have not been misused or carelessly handled. Arrangements for service on DeWalt products must be made through our Factory Service Branches, Authorized Service Stations or with our Factory. We reserve the right to decline responsibility where repairs or replacements have been made or attempted by others. No other guarantee, written or verbal, is authorized on our products.



Dual-arbor motor shaft increases versatility, lets you use right-hand tools. (R-1360, R-1450, R-1511.)



Direct drive motor built by Black & Decker/DeWalt. On 10" DeWalts, cutting depth is full 3" ... not 2 1/2".



Exclusive! Life-sealed ball bearing roller head. Rides inside arm on precision-machined tracks. (R-1360, R-1450, R-1511.)

Heavy-gauge steel box frame, center support channels and cross ribs.

Built-in automatic brake stops cutting tool in seconds for complete safety. (R-1450 and R-1511.)



# **ALL NEW 10" POWER SHOP MODEL R-1360**

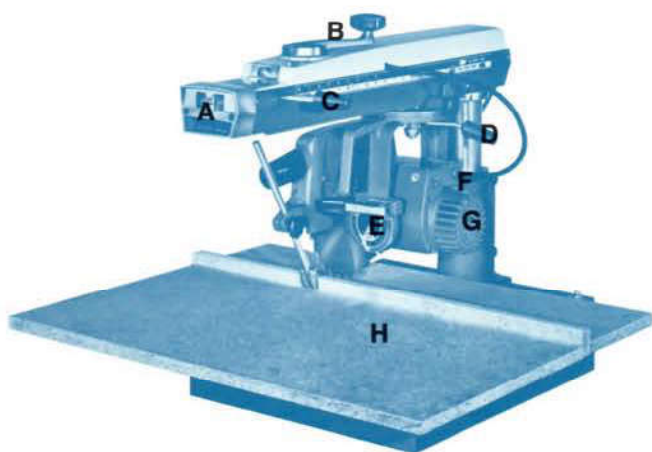
## **NEW LOW PRICE . . . NEW DESIGN . . . NEW OPERATING FEATURES**

You won't find any saw in its class that can beat the R-1360. In cutting capacity . . . power . . . versatility . . . controls, this rugged Power Shop is tops! And you get DeWalt's exclusive quality construction that means saw right—stay tight quality for life. Compare these R-1360 features with other saws: 10" blade cuts 3" deep . . . not 2½". Exclusive top circle of control (all controls up front for operating ease and safety). 2 HP single voltage direct drive motor. Manual brake. Complete factory alignment. Roller head that rides on two precision machined tracks inside arm on four shielded, lubricated for life ball bearings. Yoke swivels 360° horizontally.

**\$199**







**A** Up front push-button switch with Safety-Key Lock for fingertip control.

**B** Exclusive top elevation control gives you precise depth adjustments with eight section column cap at  $\frac{1}{64}$ " increments.

**C** Exclusive wedge-lok miter locator locks positively at  $0^\circ$  and  $45^\circ$ . Scale marked in single degrees.

**D** Front single rip control automatically locates both in-rip and out-rip positions.

**E** Front single bevel control provides for quick and accurate settings at  $0^\circ$ ,  $45^\circ$  and  $90^\circ$ .

**F** Direct drive fan cooled motor with manual push button brake stops cutter in seconds.

**G** Dual-arbor motor shaft increases job versatility, permits use of right hand tools.

**H** Large novaply table allows out-ripping with blade located over table.

## COMPARATIVE SPECIFICATIONS

	R-1150	R-1360	R-1450	R-1511, R-1513*
Motor	120V., 1 ph.	120V., 1 ph.	120/208-240V. 1 ph.	120/208-240V. 1 ph.*
Motor Rating Delivers	$1\frac{1}{4}$ HP	2 HP	$2\frac{1}{4}$ HP	3 HP*
Full Load Speed—60 cycles AC	3425	3425	3450	3450
Standard Guard	8"	10"	10"	10" <sup>1</sup>
Standard Blade	8"	10"	10"	10" <sup>1</sup>
Arbor Size	$\frac{5}{8}$ "x $1\frac{1}{2}$ " long	$\frac{5}{8}$ "x $1\frac{1}{2}$ " long	$\frac{5}{8}$ "x $1\frac{1}{2}$ " long	$\frac{5}{8}$ "x $1\frac{1}{2}$ " long
Maximum Depth of Cut	$1\frac{15}{16}$ "	3"	3"	3" <sup>1</sup>
Maximum Depth of Cut at $45^\circ$ Bevel	$1\frac{3}{8}$ "	$2\frac{1}{8}$ "	$2\frac{1}{8}$ "	$2\frac{1}{2}$ " <sup>2</sup>
Cross Cut Capacity—1" stock	$12\frac{1}{4}$ "	13"	$14\frac{1}{2}$ "	16"
Spindle Dado Capacity—Width	$1\frac{3}{8}$ "	$1\frac{3}{8}$ "	$1\frac{3}{8}$ "	$1\frac{3}{8}$ "
Ripping Capacity—Width	$24\frac{1}{8}$ "	$24\frac{11}{16}$ "	$24\frac{11}{16}$ "	27"
Bevel Locating Pin	$0^\circ$ , $45^\circ$ , $90^\circ$	$0^\circ$ , $45^\circ$ , $90^\circ$	$0^\circ$ , $45^\circ$ , $90^\circ$	$0^\circ$ , $45^\circ$ , $90^\circ$
Miter Locating Latch	$0^\circ$ and $45^\circ$ R or L	$0^\circ$ and $45^\circ$ R or L	$0^\circ$ and $45^\circ$ R or L	$0^\circ$ and $45^\circ$ R or L
Scales	Miter, Bevel, Bevel Rip	Miter, Rip, Bevel	Miter, Rip, Bevel	Miter, Rip, Bevel
Column Diameter	$2\frac{11}{16}$ "	$2\frac{3}{4}$ "	$2\frac{3}{4}$ "	$2\frac{3}{4}$ "
Steel Table Size		18"x $21\frac{1}{2}$ "	18"x $21\frac{1}{2}$ "	26"x32"
Work Table Overall Size	20"x32"	26"x32"	26"x32"	25"x $34\frac{1}{2}$ "
Height Work Table, R-9362 Cabinet		37"	37"	
Height Work Table on Legs	35"	35"	35"	33"
Net Weight	78 lbs.	135 lbs.	143 lbs.	204 lbs.
Gross Shipping Weight	85 lbs.	148 lbs.	156 lbs.	244 lbs.

\*Model R-1513—Same as R-1511 except 3-phase 208-240/440V. motor, 60 cy. with magnetic switch, with low voltage (end of arm) 110V. Control.  
1. Standard saw blade is 10" diameter. Accessory 12" saw guard will accommodate 12" saw blade and give a 4" deep cut. 2.  $2\frac{3}{4}$ " with 12" blade.

## DeWALT 10" DELUXE POWER SHOP MODEL R-1450

Regularly \$289

Special **\$269**

SAVE \$20



New low price on the most powerful and versatile DeWalt Power Shop of all! All controls are up front for easy handling and safety. Big 10" blade cuts a full 3" deep ... not 2½". Saw right—stay tight performance is assured by rugged construction on a heavy gauge steel base ... and with the most important list of features in home workshop saws!

**A** Up front push-button switch with Safety-Key Lock for fingertip control.

**B** Front miter scale at eye-level for fast, accurate setting.

**C** Top front elevation control above arm for safe, easy operation.

**D** Front single miter control locks arm at any angle. Automatic locating at 0° and 45°.

**E** Front single rip control automatically locates both in-rip and out-rip positions.


**F** Front single bevel control provides for quick, accurate settings at 0°, 45° and 90°.

**G** New micro-positive rip lock with dual pointers and large rip scales.

**H** Exclusive sealed-for-life ball bearing roller head rides inside arm on precision machined tracks.


**I** Totally enclosed Black & Decker-built direct drive motor available 120/208-240 volts. Automatic built-in motor brake.

**J** Dual-arbor motor shaft increases job versatility, permits use of right hand tools.





## DEWALT 8" HOME SHOP MODEL R-1150 Regularly \$139 **\$129** SAVE \$10



More than ever at the new low price, the Home Shop is your greatest home workshop value of all. It will saw right and stay tight as long as you use it!

**A** Massive one-piece hub eliminates "play," assures accuracy.

**B** Simple, positive adjustments. Both elevating and mitering mechanisms are housed in hub.

**C** Arm rotates 180° vertically with positive bevel indexing latch at each 45° position; also rotates 360° horizontally with positive indexing latch at 45° left and right hand miter positions.

**D** Large bevel rip, bevel crosscut and miter scales are easy to read.


**E** Eight-inch blade and guard included.

**F** Mechanical alignment adjustments provide for a lifetime of "saw right—stay tight" accuracy.

**G** Extra-strong, one-piece tubular steel column is mounted directly to frame.

**H** Roller head rides on two formed steel tracks for precision cutting.

## HEAVY DUTY 10" BUILDER'S DEWALT MODEL R-1511 **\$395\***



This big, rugged saw makes 15° angle cuts up to 16" long. Cuts full 3" deep. It's built for hard, accurate work and safety. Built-in automatic brake. Heavy gauge steel base and legs. Work table of HARDPLY.

**A** Front push-button switch with Safety-Key Lock for fingertip control.

**B** Powerful Black and Decker-DeWalt built, totally enclosed direct drive motor delivers 3 HP.

**C** Dual-arbor motor shaft increases job versatility, permits use of right hand tools.

**D** Roto-grip motor brake operates automatically, stops cutting tool in seconds for complete safety.

**E** Exclusive sealed-for-life ball bearing roller head rides inside arm on precision machined tracks.

**F** New micro-positive rip lock with dual pointers and large rip scales.

\*Model R-1513. Same as R-1511 except 3-phase 208-240/440V. Motor, 60 cy. with magnetic switch, with low voltage (end of arm) 110V. control. \$495.



## BLACK & DECKER/DeWALT'S EXCLUSIVE QUICK-SET\* DADO R-2860 \$24.95



Now, dial your dado without wobble, without removing tool from arbor. Any width you want from  $\frac{1}{4}$ " to  $\frac{1}{2}$ ". Make perfect dados, rabbets and ploughs without vibrations, wobble, chatter, burning or chewing. Eight balanced, high-speed tool steel QUICK-SET blades cut clean... stay sharp five times longer than ordinary blades... Get faster production on any radial arm or table saw with the Quick-Set Dado!

\*T. M. The Black & Decker Mfg. Co.

### SPECIFICATIONS R-2860

Size ..... 6 inch  
No. of blades ..... 8  
Width of cut .....  $\frac{1}{4}$ " to  $\frac{1}{2}$ "  
Depth of cut ..... To  $\frac{3}{4}$ "  
Rotation ..... Right or left hand  
Fits Shaft ..... Normal  $\frac{3}{8}$ " and  $\frac{1}{2}$ "  
Speed ..... To 7200 rpm

## BLACK & DECKER/DeWALT ACCESSORIES

### POPULAR DeWALT ACCESSORY GROUPS



#### ACCESSORY GROUP R-1428

- 1 R-119826 Tool Guard
- 1 R-6502 Shaper Set includes:
- 1 R-6500 Shaper Head
- 1 R-6505 Set Glue Joint Knives
- 1 R-6515 Set Cabinet Door Lip Knives
- 1 R-6617 Set  $\frac{3}{8}$ " Bead and Cove Knives
- 1 R-6522 Set Triple  $\frac{1}{4}$ " Bead Knives

with Pegboard and Hooks.

REGULAR ..... \$38.70  
SPECIAL ..... 29.88  
SAVE ..... \$ 8.82



#### ACCESSORY GROUP R-1429Q

- 1 R-2860 Quick-Set Dado
- 1 R-7470 Disc Sander
- 1 R-996 Plywood Blade
- 1 R-1254 Saber Saw Attachment

with Pegboard and Hooks.

REGULAR ..... \$58.80  
SPECIAL ..... \$49.99  
SAVE ..... \$ 8.81



#### ACCESSORY GROUP R-1453

- 1 R-119826 Tool Guard
- 1 R-6480 Shaper Head
- 2 R-3076 Shaper Knives
- 2 R-6477 Knives

REGULAR ..... \$45.80  
SPECIAL ..... \$37.77  
SAVE ..... \$ 8.03

### SABER SAW



R-1254 Saber Saw. Complete with 3 blades ..... \$19.95

#### Saber Saw Blades set of 6

R-8026 15 teeth per inch ..... \$1.95  
R-8027 20 teeth per inch ..... \$1.95  
R-8024 7 teeth per inch ..... \$1.95  
R-8025 10 teeth per inch ..... \$1.95  
R-8028 Set of R-8024, R-8025, R-8027 \$1.00

### CABINET—LEG STANDS



R-9362 Deluxe Utility Cabinet. For Power Shop models ..... \$39.95

R-9361 Utility Drawer. For R-9362 Cabinet, complete with mounting hardware ..... \$9.99

R-9363 Caster Set (4). For R-9362 Cabinet and R-1105 Leg Stand. Includes toe-locking type casters ..... \$5.99

R-1201 Leg Stand. For all Power Shop models. .... \$19.95



R-203257 Pro-Tec-To Top. Scaled  $\frac{1}{4}$ " plywood overlay for table tops. (13"x32"). Packed 6 to a carton. \$13.50. Single units available only from dealer ..... \$2.25 each



R-1105 Home Shop Leg Stand without drawer. .... \$19.95

R-1106 Utility Drawer for R-1105 ..... \$9.99

### SAFETY GUARDS AND ACCESSORIES



R-119826 Tool Guard. For all horizontal shaping, dadoing, disc sanding and sawing operations. Will accommodate tools up to 8" diameter ..... \$14.95



R-9220 Shaper-Jointer Fence. For shaping and jointing operations. Feed fence has micrometer adjustments from 0 to  $\frac{1}{2}$ " ... \$29.95



R-1434 Saf-T-Bak. Fastens to rear of machine arm. Automatically returns saw blade to rear of guide fence after cut. A must for extra safety ..... \$9.95



R-1444 Saw Dust Catcher. Sturdy wire frame with translucent vinyl cover ..... \$9.95  
Fits R-1250, R-1350, R-1360, R-1450 machines and fits other models if modified.



R-1441 Newest Ways to Expert Woodworking. A complete guide to power tool techniques. 196 pages. Designed to lay flat when open for easy reference ..... \$3.95



## JOINTER HEADS, SHAPER HEADS, SHAPER HEAD SETS



**Jointer Cutter Head**, solid 4-wing, includes special  $\frac{3}{4}$ " L.H. thread arbor nut.  
**R-3472** 2" dia. x 2" long Jointer Cutter. \$18.88

### 2-Knife Shaper Head

**R-6480** 2-Knife Shaper Head, 5" long x  $1\frac{1}{2}$ " wide x  $\frac{3}{8}$ " thick,  $\frac{3}{4}$ " arbor hole ..... \$14.95

**R-6487** 2-Knife Shaper Head cutter set. Includes R-6480 head and 3 sets of knives, Nos. R-3076, R-6477, R-6478.

REGULAR \$38.80 ..... SPECIAL \$29.95  
**SAVE** ..... \$ 8.85

**R-6488** 2-Knife Head, 5" x  $1\frac{1}{2}$ " x  $\frac{3}{8}$ " x  $\frac{3}{8}$ " bore. \$7.95

**R-6492** 2-Knife Shaper Head cutter set. Includes R-6488 head and 3 sets of knives, Nos. R-3076, R-6477, R-6478.

REGULAR \$31.88 ..... SPECIAL \$27.95  
**SAVE** ..... \$ 3.85

## SHAPER KNIVES FOR R-6480 & R-6488



**R-3067**  $\frac{3}{8}$ " Quarter Round Knives .... \$7.95



**R-3068**  $\frac{3}{8}$ " Bead and  $\frac{3}{8}$ " Cove Knives . \$7.95



**R-3069**  $\frac{3}{8}$ " Cove and  $\frac{3}{8}$ " Bead Knives . \$7.95



**R-3070** Nosing Cutter,  $\frac{3}{8}$ " Nose Knives \$7.95



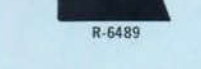
**R-3071** Nosing Cutter,  $\frac{3}{8}$ " Nose Knives \$7.95



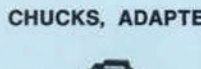
**R-3072** Nosing Cutter,  $\frac{3}{8}$ " Nose Knives 12.95



**R-3074** Nosing Cutter,  $1\frac{1}{4}$ " Nose Knives .....\$14.95



**R-3075**  $\frac{3}{8}$ " Quarter Round Knives .... \$7.95



**R-3076**  $\frac{3}{8}$ " Bead and  $\frac{3}{8}$ " Cove Knives . \$7.95



**R-3077**  $\frac{3}{8}$ " Cove and  $\frac{3}{8}$ " Bead Knives . \$7.95



**R-3078** Fluting Cutter  $\frac{3}{8}$ " Knives ..... \$7.95



**R-3079** Fluting Cutter  $\frac{3}{8}$ " Knives ..... \$7.95



**R-6471** Tongue and Groove 1" Flooring Combination Knives .....\$14.95



**R-6477** 2" Jointing, surfacing and panel raising Knives ..... \$7.95



**R-6478** Cupboard Door Lip Knives,  $\frac{3}{8}$ " radius, 7° rake ..... \$7.95



**R-6489** Cupboard Door Lip Knives, straight 7° rake ..... \$7.95

**NOTE:**  $\frac{3}{8}$ " thick knives listed are grooved  $\frac{1}{4}$ " thickness to fit No. R-6480 & R-6488 Shaper Head.

## CHUCKS, ADAPTERS AND BORING BITS



**R-1208**  $\frac{3}{8}$ " Drill Chuck w/key for models R-1250, R-1350, R-1450 ..... \$5.75



**R-1209** Drill and Chuck set R-1208, R-1210. REGULAR \$15.00 ..... SPECIAL \$10.95



**SAVE** ..... \$4.05



**R-1210** 5 pc. Drill set includes 1 each of the following:  $\frac{1}{4}$ ",  $\frac{3}{8}$ ",  $\frac{1}{2}$ ",  $\frac{5}{8}$ " and  $\frac{3}{4}$ " Spiral Bits with  $\frac{1}{4}$ " shanks.



REGULAR \$10.05 ..... SPECIAL \$ 6.95



**SAVE** ..... \$ 3.10



**R-201261** Adapter,  $\frac{3}{8}$ " R.H. female thread for  $\frac{1}{4}$ " straight shank bits. Fits R-1500 series and 925, 1030, R-1200, R-1400. Does not fit R-1150, R-1250, R-1350, R-1450 ..... \$3.95



**R-201262** Adapter,  $\frac{3}{8}$ " R.H. female thread for  $\frac{1}{2}$ " R.H. 20 thread tools. Fits R-1500 series and 925, 1030, R-1200, R-1400. Does not fit R-1150, R-1250, R-1350, R-1450 ..... \$3.95



**R-1109 Boring Bit Set**, includes R-1108 adapter and six bits. Fits 925, R-1100, R-1150. (Nos. R-774 to R-779) ..... \$12.88



**R-1108** Adapter  $\frac{3}{8}$ " L.H. thread and  $\frac{1}{4}$ " hole for  $\frac{1}{4}$ " straight shank bits. Fits all  $\frac{3}{8}$ " blade arbors on DeWalt Radial Saws ..... \$2.95



**R-774**  $\frac{3}{8}$ " Boring Bit, L.H.  $\frac{1}{4}$ " shank .. \$1.25



**R-775**  $\frac{1}{2}$ " Boring Bit, L.H.  $\frac{1}{4}$ " shank .. \$1.25



**R-776**  $\frac{3}{8}$ " Boring Bit, L.H.  $\frac{1}{4}$ " shank .. \$1.35



**R-777**  $\frac{1}{2}$ " Boring Bit, L.H.  $\frac{1}{4}$ " shank .. \$1.35



**R-778**  $\frac{3}{8}$ " Boring Bit, L.H.  $\frac{1}{4}$ " shank .. \$1.45



**R-779** 1" Boring Bit, L.H.  $\frac{1}{4}$ " shank .. \$1.45



**R-780**  $\frac{1}{4}$ " Boring Bit, L.H.  $\frac{1}{4}$ " spiral .. \$2.50

## 3-KNIFE SHAPER HEADS AND KNIVES



### R-6501 3-Knife Shaper Head Set:

1 **R-6500** Head ..... \$7.95  
 1 **R-6505** Knives Glue Joint ..... \$3.95  
 1 **R-6512** Knives Universal Bead ..... \$3.95  
 1 **R-6515** Knives Cabinet Door Lip ... \$3.95  
 1 **R-6517** Knives  $\frac{3}{8}$ " Bead and Cove .. \$3.95  
 Regular \$23.75 ..... Special \$19.95  
**SAVE** \$3.80

**R-6500** 3-Knife Shaper Head for Bench and Radial Saws,  $\frac{1}{2}$ ",  $\frac{3}{4}$ " or  $\frac{1}{4}$ " arbor hole \$7.95 (Set of 3 Knives):



**R-6505** Glue Joint ..... \$3.95  
**R-6506** "OG" Casing Cutter ..... \$3.95  
**R-6507**  $\frac{1}{4}$ " Flute- $\frac{1}{2}$ " Cove ..... \$3.95  
**R-6508** 90° Flute ..... \$3.95  
**R-6509**  $\frac{3}{8}$ " Qtr. Rd. & Flute ..... \$3.95  
**R-6510** 1" Rd. Flute ..... \$3.95  
**R-6511** Drop Leaf Table ..... \$3.95  
**R-6512** Universal Bead ..... \$3.95  
**R-6513**  $\frac{3}{8}$ " Cove Cutter ..... \$3.95  
**R-6514** Panel Cupboard Door ..... \$3.95  
**R-6515** Cabinet Door Lip ..... \$3.95  
**R-6516** Window Sash Cutter ..... \$3.95  
**R-6517**  $\frac{3}{8}$ " Bead and Cove ..... \$3.95  
**R-6518** 1" Straight Cutter ..... \$3.95  
**R-6519** Tongue Cutter ..... \$3.95  
**R-6520** Groove Cutter ..... \$3.95  
**R-6521**  $\frac{1}{4}$ " and  $\frac{1}{2}$ " Qtr. Rd. .... \$3.95  
**R-6522** Triple  $\frac{1}{4}$ " Bead ..... \$3.95  
**R-6523** Screen Mold Cutter ..... \$3.95  
**R-6524** Base Mold Cutter ..... \$3.95

## DADO HEADS AND ROTARY PLANER

### BLACK & DECKER/DeWALT QUICK-SET\* DADO



**R-2860** 6" Quick-Set Dado, easily adjustable in width from  $\frac{1}{4}$ " to  $\frac{3}{8}$ " without removing the head from the saw arbor. Cuts smooth, clean grooves without vibration, wobble, chatter, burning or chewing ..... \$24.95


## CONVENTIONAL DADO HEADS AND PLANER



**R-6024** 6" Dado Head Set, Flat Ground (2 Blades, 4 Chippers  $\frac{1}{4}$ ", 1 Chipper  $\frac{3}{8}$ ") No. 3.  $\frac{3}{8}$ " bore ..... \$16.95



**R-6001** 6" Dado Head Set, Hollow Ground (2 Blades, 4 Chippers  $\frac{1}{4}$ ", 1 Chipper  $\frac{3}{8}$ ") No. 3.  $\frac{3}{8}$ " bore ..... \$25.95



**R-6025** 8" Dado Head Set, Flat Ground (2 Blades, 4 Chippers  $\frac{1}{4}$ ", 1 Chipper  $\frac{3}{8}$ ") No. 3.  $\frac{3}{8}$ " bore ..... \$24.95



**R-6028** 8" Dado Head Set, Hollow Ground (2 Blades, 4 Chippers  $\frac{1}{4}$ ", 1 Chipper  $\frac{3}{8}$ ") No. 3.  $\frac{3}{8}$ " Bore ..... \$54.95



**R-6380** Rotary Planer (includes knives and wrench) ..... \$14.95



**R-6383** Set, two (2) knives for R-6380. \$4.95

## SANDERS, DISC AND DRUM TYPE



**Disc Sanders**,  $\frac{3}{8}$ " L.H. 18 thread hole.



**R-7470** 8" dia. Sander Disc Set (includes bevel edge disc, one 8" dia. pressure sensitive sandpaper disc No. 60 grit) ..... \$7.95



**R-467** 6 assorted 8" pressure sensitive sandpaper discs: 1 No. 50, 2 No. 60, 3 No. 80 grits) ..... \$4.95



**Drum Sanders**, no adapter necessary.

**R-7468** 2 $\frac{1}{2}$ " dia., 3" long, Drum Sander,  $\frac{3}{8}$ " L.H. thread fits arbor shaft, all models. \$6.95

**R-7473** 1" Drum Sander, 3" long,  $\frac{3}{8}$ " L.H. thread fits arbor shaft, all models ..... \$5.95

\*T.M. Black & Decker Mfg. Co.












# BLACK & DECKER DeWALT CIRCULAR SAW BLADES

**DEWALT RADIAL AND BENCH SAW BLADES. PREMIUM QUALITY** ('P' in chart): Finest chrome nickel steel. Smooth vibration-free cutting. Long Life. **SELECT QUALITY** ('S' in chart): Special steel, scientifically treated, accurately ground, popularly priced. All blades have 3/8" arbor hole.

COMB. CHISEL TOOTH	COMB. HARD TIP	COMB. CARB. TIP	RIP	PLANER	CABINET	PLYWOOD	NON-FERROUS METAL	FERROUS METAL			
Teeth					List		Teeth		List		
R-993	7"	Plywood Veneer	200	S	\$ 4.75	R-988	9"	Combination, Carbide Tip	8	S	\$18.95
R-994	7"	Cabinet Thin Rim	52	S	4.75	R-990	9"	Combination, Hard Tip	30	P	7.50
R-995	8"	Comb. Cabinet Thin Rim	52	S	5.95	R-1714	9"	Non-Ferrous Metal Cutting	100	S	7.95
R-996	8"	Plywood Veneer	176	S	5.95	R-1041	10"	Combination, Chisel Tooth	30	P	7.95
R-1035	8"	Plywood, Hollow Ground	180	P	11.95	R-1012	10"	Combination, Novelty Tooth 4 Cutter, 1 Raker	75	S	5.95
R-1037	8"	Combination, Chisel Tooth	26	S	3.95	R-980	10"	Combination, Novelty Tooth 2 Cutter, 1 Raker	54	P	8.50
R-1038	8"	Combination, Chisel Tooth	26	P	4.95	R-1013	10"	Planer, Hollow Ground 4 Cutter, 1 Raker	75	S	11.95
R-1010	8"	Planer, Hollow Ground 4 Cutter, 1 Raker	60	S	5.95	R-1264	10"	Planer, Hollow Ground 4 Cutter, 1 Raker	75	P	17.95
R-1266	8"	Planer, Hollow Ground 4 Cutter, 1 Raker	70	P	12.95	R-1426	10"	Rip	36	S	5.95
R-1521	8"	Ferrous Metal Cutting (friction disc)	0	S	4.95	R-1420	10"	Rip	32	P	10.95
R-997	9"	Combination, Chisel Tooth	48	S	5.95	R-989	10"	Combination, Carbide Tipped	8	S	19.95
R-1042	9"	Combination, Novelty Tooth 4 Cutter, 1 Raker	65	S	5.95	R-991	10"	Combination, Hard Tip	34	P	8.95
R-954	9"	Combination, Novelty Tooth 2 Cutter, 1 Raker	48	P	7.50	R-1014	10"	Plywood Veneer	200	S	10.95
R-1011	9"	Planer, Hollow Ground 4 Cutter, 1 Raker	70	P	8.95	R-992	12"	Combination, Novelty Tooth 2 Cutter, 1 Raker	60	P	12.95
R-1252	9"	Planer, Hollow Ground 4 Cutter, 1 Raker	36	S	15.95	R-1034	12"	Combination, Chisel Tooth	44	P	13.50
R-1425	9"	Rip	36	S	5.45	R-1110	Pkg.	of 3 Blades: R-993, R-1010, R-1037		S	12.88
R-1402	9"	Rip	32	P	8.95	R-1431	Pkg.	of 3 Blades: R-1013, R-1426, R-996		S	21.88

**BLACK & DECKER SAW BLADES FOR PORTABLE AND STATIONARY SAWS. PREMIUM QUALITY BLADES.** Chromium plated for smoother, faster cutting. Stay sharp longer. Improve sawing efficiency of many makes of saws. Your best buy in blades.

Arbor Hole		round hole—● diamond hole—◆	1/2" ●	3/8" ● with ◆ knockout				3/8" ● Knock- out 3/4" ●	1 1/8" ● only		1 3/8" ●		3/4" ● only			
Blade Size			5 1/2"	6"	6 1/2"	7 1/4"	8"	8 1/4"	9 1/4"	6 1/8"	7 3/8"	8 1/4"	9 1/4"	6 1/2"	7 1/4"	8"
	<b>COMBINATION</b>	Specifically designed for general-purpose ripping and cross-cutting. Fast, smooth cuts.	U-58242	U-55947	U-39573	U-39574	U-39575	U-55866	U-55387	U-39707	U-39708	U-39709	U-39549			
		\$2.75 24°	\$2.95 14°	\$3.25 16°	\$3.50 18°	\$3.75 20°	\$3.75 20°	\$4.95 22°	\$3.40 16°	\$3.75 18°	\$4.10 20°	\$4.95 22°				
	<b>CROSSCUT</b>	Perfect for smooth, fast cross-cutting. Makes smoother cuts than Combination Blade.		U-39591	U-39597	U-39603	U-55867	U-55868	U-39710	U-39711	U-39712	U-39555				
			\$3.25 90°	\$3.50 100°	\$3.75 100°	\$3.75 110°	\$4.95 120°	\$3.40 80°	\$3.75 100°	\$4.10 110°	\$4.95 120°					
	<b>RIP</b>	Fast for rip cuts. Minimum binding and better chip clearance given by large teeth.		U-56068	U-56069	U-56070	U-56071	U-56072								
			\$3.25 30°	\$3.50 32°	\$3.75 36°	\$3.75 36°	\$4.95 40°									
	<b>PLANER</b>	Hollow-ground for Very Smooth ripping and cross-cutting. Ideal for interior woodwork, etc.		U-39592	U-39598	U-39604			U-39713	U-39714	U-39715	U-39554				
			\$5.65 50°	\$5.95 50°	\$6.75 60°				\$5.65 50°	\$5.95 50°	\$6.75 60°	\$8.95 9" dia.				
	<b>FLOORING</b>	Use where nails may be encountered—floors, reclaimed lumber, opening crates, etc.		U-39593	U-39599	U-39605		U-55869	U-39716	U-39717	U-39718	U-39557				
			\$3.25 64°	\$3.50 68°	\$3.75 76°		\$4.95 90°	\$3.30 60°	\$3.75 70°	\$4.10 80°	\$4.95 90°					
	<b>CARBIDE-TIPPED</b>	Fastest, smoothest, longer sawing without blade sharpening. Tungsten carbide tips stay sharp up to 50 times longer than steel. Have 8 teeth. Cuts wood, Transite, Cemesto Board, asbestos, Formica, Masonite, composition siding, roofing materials, etc.		U-39596	U-39601	U-39606			U-39721	U-39722	U-39607					
			\$13.95 8°	\$15.50 8°	\$16.25 8°				\$13.95 8°	\$15.50 8°	\$16.25 8°					
	<b>METAL-CUTTING</b>	Teeth shaped and set for cutting aluminum, copper, lead; other soft metals.		U-39595	U-39602	U-39608		U-55870	U-39729	U-39730	U-39731	U-39559				
			\$4.25 64°	\$4.50 76°	\$4.95 76°		\$5.95 90°	\$4.25 60°	\$4.75 70°	\$5.25 80°	\$5.95 90°					
	<b>PLYWOOD</b>	Hollow-ground to give an exceptionally smooth cut in plywood. No binding or splintering. Sheds rosin and glue.											U-53614	U-55864	U-55865	
														\$5.75 150°	\$5.95 150°	\$6.95 176°
Flat-ground. Gives smooth cuts in plywood. Reduces splintering.													U-65562	U-65563		
													\$3.95 150°	\$4.25 150°		
	<b>FRICTION</b>	Perfect for corrugated, galvanized sheets. Faster, less dirt than with abrasive blades. Taper ground for clearance. Note difference in diameters. For best results, use blade diameters recommended in chart.		U-39594	U-39594	U-39600	U-39600	U-56067	U-39719	U-39719	U-39720	U-39560				
					6 1/8" dia. 44°	6 1/8" dia. 56°	7 1/8" dia. 56°	7 1/8" dia. 64°	8 1/8" dia. 64°	6 1/8" dia. 44°	6 1/8" dia. 44°	7 1/8" dia. 56°	8 1/8" dia. 64°			

## UTILITY CIRCULAR SAW BLADES

Blades have arbors that fit 3 sizes of saw spindles: 3/8" arbor, 1/2" arbor and diamond.	Combination Blade	6 1/2" U-1650 \$2.49 18°	7 1/4" U-1750 \$2.69 20°	8" U-1850 \$2.89 22°
	Crosscut Blade	6 1/2" U-1652 \$2.49 90°	7 1/4" U-1752 \$2.69 100°	8" U-1852 \$2.89 100°

**ABRASIVE BLADES.** Highest quality grit gives Longer Life, Faster Cutting—real time and money savers. Efficiently cut or slot materials below. Reinforced with fiberglass to give Safe Performance and Longer Life—makes highly break-resistant.

**METAL CUTTING (Blue Label):** aluminum oxide; cuts ferrous metals (steel, cast iron, stainless steel) & hardened non-ferrous (hard brass, aluminum, bronze).

**MASONRY CUTTING (Red Label):** silicon carbide; cuts masonry materials, concrete, soft brick, cinder block, asbestos cement, concrete block, gypsum wall-board, Transite, limestone, sandstone, corrugated plastic, and soft non-ferrous metals.

**TILE CUTTING (Green Label):** silicon carbide; cuts glazed and ceramic tile, terrazzo, hard brick, roofing and structural tiles, terra cotta, marble, granite, slate, etc.

Blade Size	5/8" ●					1 1/8" ● only		1 3/8" ●	
Arbor Hole	6"	6 1/2"	7"	8"	9"	6"	7"	8"	9"
U-58010 5 7/8" dia. \$4.00	U-58012 \$4.00	U-58014 \$4.25	U-58016 \$5.00	U-58018 \$6.00	U-58011 \$4.00	U-58013 \$4.25	U-58015 \$5.00	U-58017 \$6.00	
U-58019 5 7/8" dia. \$4.00	U-58021 \$4.00	U-58023 \$4.25	U-58025 \$5.00	U-58027 \$6.00	U-58020 \$4.00	U-58022 \$4.25	U-58024 \$5.00	U-58026 \$6.00	
U-58028 5 7/8" dia. \$4.00	U-58029 \$4.00	U-58030 \$4.25	U-58031 \$5.00	U-58032 \$6.00					

\*Number of Teeth



## ALL-PURPOSE VACUUM CLEANERS



Designed for "man-type" cleaning. Lightweight, easy to move and empty. Standard equipment includes 6 ft. of 2½" diameter plastic accordion-type hose and rectangular 2½" bulk pick-up nozzle for big cleaning jobs: wood chips, sawdust, garage floor, patio, fireplace ashes, automobile and many other applications. Also U-1468 2½" to 1¼" diam. conversion size reducer for using 1¼" accessories.

**U-190** 5 gallon capacity steel tank; 5.2 amps., ¾ H.P. motor .....\$29.99  
**U-191** 10 gallon capacity steel tank; 5.2 amps., ¾ H.P. motor .....\$36.99  
**U-292** 18 gallon capacity fiber tank; 6 amps., 1 H.P. motor .....\$39.99

### CLEANER ACCESSORIES

**U-1461** Square Nozzle, 2½" (Standard Equipment) .....\$2.99  
**U-1462** 6 ft. Hose with coupling, 2½" (Standard Equipment) .....\$7.99  
**U-1463** 23" Nozzle Ext. Tube, 2½" .....\$2.99

**U-1464** 14" Floor Nozzle with brush .....\$5.99

**U-1465** Small Round Nozzle, 2½" .....\$1.29

**U-1466** Flange Ferrule, 2½" .....\$1.49

**U-1467** Elbow, 2½" .....\$2.29

**U-1468** 2½" to 1¼" diam. Conversion Size Reducer .....\$1.99

**U-1469** Paper Filter Bags—Pkg. of 5 .....\$ .99



**U-1470** Cloth Filter Bag .....\$1.39  
**U-1471** Caster Set (4) for U-190 .....\$5.99  
**U-1472** Caster Set (4) for U-292 or U-293 .....\$5.99  
**U-1473** Round Brush 1¼" .....\$1.49  
**U-1474** 6" Nozzle, 1¼" .....\$1.49  
**U-1475** Crevice Tool, 1¼" .....\$ .99  
**U-1476** 20" Extension Tube, 1¼" .....\$1.99  
**U-1477** Oval Nozzle & Brush, 1¼" .....\$2.99

**U-1478** 6 ft. Hose ends & Extension, 1¼" .....\$5.99

**U-1479** Cover for U-190 Vacuum Cleaner .....\$2.50

**U-1480** 2½" diam. Crevice Tool .....\$2.99

**U-1481** 2½" diam. Round Nozzle with Brush .....\$3.49

**U-1482** 2½" diam. Vacuum Cleaner Accessory Set. Includes 2 U-1463 23" Nozzle Extension Tubes, U-1464 14" Floor Nozzle, U-1480 Crevice Tool, U-1481 Round Nozzle with Brush .....\$14.88

**U-1483** 1¼" diam. Vacuum Cleaner Accessory Set. Includes: U-1468 Conversion Size Reducer, U-1473 Round Brush, U-1474 5" Nozzle, U-1475 Crevice Tool, 2 U-1476 20" Nozzle Extension Tubes, U-1477 9" Oval Nozzle and Brush, U-1478 6 ft. Extension Hose .....\$14.88

**U-1484** Set of 4 Casters for U-191 .....\$5.99

## FACTORY SALES AND SERVICE BRANCHES

	Area Code	Telephone No.
ALABAMA 35233, Birmingham, 1717 Third Ave., South	205	324-6691
ARIZONA 85004, Phoenix, 537 E. McDowell Rd.	602	AL 8-1332
ARKANSAS 72201, Little Rock, 519 W. Seventh St.	501	FR 2-3040
CALIFORNIA 92802, Anaheim, 1235 South Euclid Ave.	714	772-4050
90007, Los Angeles, 2432 S. Broadway	213	RI 9-0371
94606, Oakland, 1107 E. 14th St.	415	TE 4-5944
95814, Sacramento, 1915 Seventeenth St.	916	444-3188
92105, San Diego, 3811 El Cajon Blvd.	714	AT 1-3331
94080, South San Francisco, 1139 Airport Blvd.	415	871-7278
95050, Santa Clara, 2291 "The Alameda"	408	241-9162
COLORADO 80204, Denver, 675 Kalamath St.	303	222-0621
CONNECTICUT 06114, Hartford, 131 Meadow St.	203	249-6241-42
DISTRICT OF COLUMBIA (see Bladensburg, Md.)		
FLORIDA 33142, Miami, 2075 N.W. 54th St.	305	NE 3-9839
32208, Jacksonville, 5224 Pearl St.	904	356-2951
32806, Orlando, 940 S. Orange Ave.	305	241-4015
33609, Tampa, 3407 S. Dale Mabry Hwy.	813	839-5323
GEORGIA 30313, Atlanta, 316 Techwood Drive, N.W.	404	JA 4-0431
HAWAII 96813, Honolulu, 675 Auahi St.	808	569-374
ILLINOIS 60607, Chicago, 1100 W. Jackson Blvd.	312	TA 9-3500
60646, Chicago, Lincolnwood, 6710 Crawford Ave.	312	OR 3-0923
60655, Chicago, Beverly Hills, 10708 S. Western Ave.	312	BE 3-6832
INDIANA 46207, Indianapolis, 1125 W. 16th St.	317	632-5569
47708, Evansville, 931 Bond St.	812	425-4269
IOWA 50312, Des Moines, 2811 Ingersoll Ave.	515	CH 4-7257
KANSAS 67214, Wichita, 203 N. Mathewson St.	316	FO 3-6571
KENTUCKY 40209, Louisville, 4407 Park Blvd.	502	366-1495
LOUISIANA 70112, New Orleans, 2010 Poydras St.	504	522-2544
MARYLAND 21211, Baltimore, 203 West 28th St.	301	HO 7-7411
21205, Baltimore (East), 4712 Erdman Ave.	301	485-5550-1-2
20710, Bladensburg, 4501 Baltimore Ave.	301	779-3808-09
21204, Towson, 701 E. Joppa Rd.	301	VA 3-4400
MASSACHUSETTS 02135, Boston, 12 Market St. (Brighton)	617	ST 2-6264
MICHIGAN 48219, Detroit, 18133 W. McNichols Rd.	313	534-8880
48234, Detroit, 11360 East Seven Mile Rd., Mt. Elliott	313	527-5010
49509, Grand Rapids, 3662 Clyde Park Ave., S.W.	616	534-7708
MINNESOTA 55408, Minneapolis, 2815 Nicollet Ave.	612	TA 3-5283
MISSOURI 64108, Kansas City, 2705 McGee Trafficway	816	JA 1-1493
63110, St. Louis, 615 S. Vandeventer Ave.	314	HE 3-2210
NEBRASKA 68102, Omaha, 2218 Leavenworth St.	402	345-2330
NEW JERSEY 07104, Newark, 868 Broadway	201	HU 3-1076
NEW MEXICO 87110, Albuquerque, 4700 Lomas Blvd, N.E.	505	265-6401
NEW YORK 14209, Buffalo, 881 W. Delavan Ave.	716	TT 4-6220
10462, New York, 1894 Tremont Ave. (Bronx)	212	SY 2-2700
10014, New York, 227 Varick St. (Manhattan)	212	WA 9-6450
11377, New York, 56-15 Queens Blvd. (Woodside)	212	DE 5-1042

14620, Rochester, 476 Clinton Ave., S.	716	454-3814
13224, Syracuse, 2140 Erie Blvd., E.	315	446-3088-87
NORTH CAROLINA 28206, Charlotte, 1710 W. Graham St.	704	FR 5-3721
27403, Greensboro, 1008-1010 West Lee St.	919	275-0906
28306, Fayetteville, Highway 301, South, Box 4305	919	425-1181
OHIO 45203, Cincinnati, 1225 Western Ave.	513	421-2275
44113, Cleveland, 3901 Detroit Ave.	216	OL 1-4243
43202, Columbus, 3293 N. High St.	614	268-5797
45420, Dayton, 617 Watervliet Ave.	513	252-1821
44139, Solon, 6225 Cochran Rd.	216	CH 8-5330
43606, Toledo, 2629 W. Central Ave.	419	475-6771
OKLAHOMA 73106, Oklahoma City, 1717 Linwood Blvd.	405	CE 2-7515
74114, Tulsa, 2602 S. Harvard	918	747-1558
OREGON 97209, Portland, 1640 N.W. Johnson St.	503	CA 8-8631
PENNSYLVANIA 17112, Harrisburg, 6070 Allentown Blvd.	717	KI 5-0651
17604, Lancaster, 715 Fountain Ave.	717	393-5831
19103, Philadelphia, 333 N. 20th St.	215	LO 4-5520
15232, Pittsburgh, 5437 Baum Blvd.	412	362-2700
RHODE ISLAND 02914, East Providence, 2777 Pawtucket Ave.	401	434-1655
SOUTH CAROLINA 29601, Greenville, 407 Pendleton St.	803	232-3038
TENNESSEE 37917, Knoxville, 1123 N. Central St.	615	546-2481
38106, Memphis, 921 South Third St.	901	WH 2-3244
37210, Nashville, 533 Fourth Ave., South	615	254-0110
TEXAS 79106, Amarillo, 3008 West 6th Ave.	806	DR 3-1531
75207, Dallas, 1808 N. Industrial Blvd.	214	RI 1-6401
76103, Fort Worth, 1801 Bomar St.	817	ED 6-0175
77003, Houston, 105 Sampson St.	713	CA 8-7521
78210, San Antonio, 1314 S. St. Mary's St.	512	LE 4-4611
UTAH 84115, Salt Lake City, 1541 S. Second, West	801	HU 6-7056
VIRGINIA 23517, Norfolk, 337 West 21st St.	703	625-6888
23222, Richmond, 1424 Chamberlayne Ave.	703	649-9245-46
22046, Falls Church, 129 Annandale Road	703	533-1147
WASHINGTON 98109, Seattle, 434 Eighth Ave., N.	206	MA 3-6442
99202, Spokane, 3025A E. Mission Ave.	509	KE 4-7188
WEST VIRGINIA 25301, Charleston, 116 Washington St., East	304	343-0289
WISCONSIN 53213, Milwaukee, 6301 Blue Mound Rd.	414	GR 6-7800

### AUTHORIZED SERVICE STATIONS

ALABAMA, Montgomery; ALASKA, Anchorage, Fairbanks; ARIZONA, Tucson; CALIFORNIA, Fresno, Stockton; CONNECTICUT, New Haven; DELAWARE, Wilmington; FLORIDA, Pensacola; IDAHO, Boise, Lewiston; INDIANA, South Bend; MAINE, Westbrook; MISSISSIPPI, Jackson; NEVADA, Reno; OHIO, Youngstown; PENNSYLVANIA, Allentown, Erie; SOUTH CAROLINA, Charleston; SOUTH DAKOTA, Rapid City; TEXAS, Corpus Christi, El Paso, Harlingen; VIRGINIA, Roanoke; WASHINGTON, Yakima; WEST VIRGINIA, Wheeling.



# DEWALT GIVES YOU UNMATCHED VERSATILITY IN WOODWORKING

## Sawing



**MITER CUTS.** Simply set the arm at the desired angle and cut. One motion does it.



**WIDE PANEL RIPPING.** Table provides support for ripping beyond center of 4'x8' panels.



**BEVEL CROSS-CUT.** Tilt saw to desired angle, make this cut in single pass.



**CROSSCUTTING.** Top side cutting action holds lumber on table against fence, no kickbacks.



**GROOVING.** With DeWalt you have complete control... and perfect grooving.

## Dadoing



**STRAIGHT OR ANGLE DADO.** Operations are quickly accomplished with professional quality.



**PLOUGHING.** Cut a set depth and width, full length of stock with great accuracy.



**FLUTING.** Simply a series of parallel "V" grooves, for decoration.



**TONGUE AND GROOVE.** Make your own flooring, and wood panels.



**BLIND MORTISING.** Make a groove into which a tenon can be fitted and locked.

## Shaping



**CABINET DOOR LIP CUT.** Make the full bead and rabbet cut in a single smooth operation.



**TILTING ARBOR SHAPER.** Multiply the number of different shapes from a single cutter.



**SHAPER MOULDER.** Makes decorative designs on edge, side or face of material.



**PRECISION CHAMFER CUT.** Use straight edge cutter knives. Bevel the motor.



**GLUE JOINT CUT.** It's easy to glue wide boards together to make your own table top.

## Sanding



**BEVEL SANDING.** Put Disc Sander into bevel position, pull across the stock.



**SURFACE SANDING.** Rough stock can be given fine, smooth finish with Disc tilted 90°.



**IT'S A DRUM SANDER.** Sanding inside curves or irregular shapes is easy.



**END BORING** the stock for insertion of dowels to hold corners for doors and windows.



**HORIZONTAL BORING** into material for beautiful decorative effects.

## Sabre saw



No. R-1254 SABRE SAW mounts directly on motor.



Does outside curve work.



Does inside curve work.



Does angle curve work.

**plus sizing,  
jointing and  
curve work**



# DEWALT®

THE BLACK AND DECKER MFG. CO. • TOWSON, MD. 21204